



# Ladders and scaffold systems



**STABILO**  
Professional



**STABILO**  
Professional

**Mobile scaffolds 2021**





## Changes to **DIN EN 1004** for KRAUSE STABILO® mobile scaffolds

The standard DIN EN 1004, which applies to Mobile Scaffold, has been revised in the past months and will take effect on 01.12. 2021. The standard incorporates a few changes. In addition to an extension of the scope of validity, fundamental changes regarding assembly and structural design of scaffolds were implemented.

### Why has the standard been changed?

The aim of the standard change is to increase the safety of the users of mobile scaffolds. A fundamental change provides for railings and struts to be always mounted to the next lower platform. In the case of the first platform, the scaffold must be anchored from the ground. Alternatively, railings may also be attached through the open platform hatch. For all scaffolds and due to safety reasons, KRAUSE has decided against this method and allows assembly from the next lower level.

### KRAUSE GuardMatic System – maximum safety at any height

When users cross a platform, there is always a railing around it to prevent falling down. This also applies when scaffolds are disassembled, as the risk potential increases. The newly designed guardrail frames of the GuardMatic system can be easily mounted from the next lower level and combines railing, knee rail and diagonal strut. This reduces the number of individual parts and simplifies transport and logistics of the mobile scaffolds as well. The 6-point fixing of the new GuardMatic system with its vertical frame ensures maximum stability at any height and simplifies assembly and dismantling. After use, the diagonal struts can be folded and attached for easy transport.

Another change in the design specifications of the standard concerns the maximum distances between individual platforms. From now on, platforms may only have a maximum distance of 2.25 m. This change (previously the distance was fixed at a maximum of 4.00 m) will require more platforms and railings. KRAUSE also reduces the maximum distance between platforms prescribed by the standard to 2.00 m. This will allow to make the design of the scaffolds even more comfortable and safe. The lowest platform may be mounted at a maximum height of 3.40 m. In addition, the standard creates new structural requirements for mobile scaffolds.

### Scope of the standard

In addition to the changes regarding design and structural characteristics of mobile scaffolds, the new standard also changes the scope of its validity. Previously, the standard only applied from a standing height of 2.50 m. From now on, the standard applies to all products in this category, that means, also for standing heights of less than 2.50 m. This requires changes in the structural calculations and also for ballast specifications.

# KRAUSE- solution...

... offers users maximum comfort, as product innovations are adapted to any changes in standards; plus maximum user safety for general duty and frequent use of ambitious tradesmen and DIY use.

**NEW!**

New innovative GuardMatic System allows safe and **45%** faster assembly, since less parts are required for assembly.

**NEW!**

2 m of platform clearance for comfortable mounting and dismantling. Further platforms can be mounted without the need for auxiliary planks. Tools and work equipment can easily be placed from the lower level to the higher level.

**NEW!**

Stable construction, meets static and wind load requirements according to DIN EN 1004-1.



**NEW!**



## Compare old and new, now!

Comparison of scaffolds according to the previous standard and the new standard DIN EN 1004







The **new** mobile scaffold system:  
**The benefits ...**

# ... at a glance

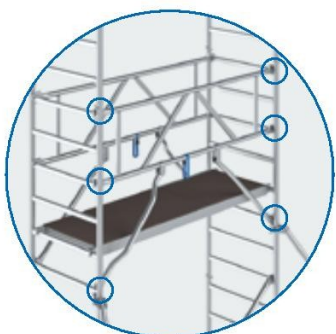


## Faster assembly!

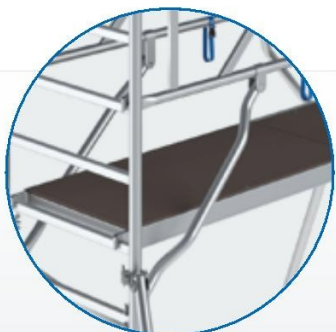
Assembly times are approx. 45% faster than with the old system



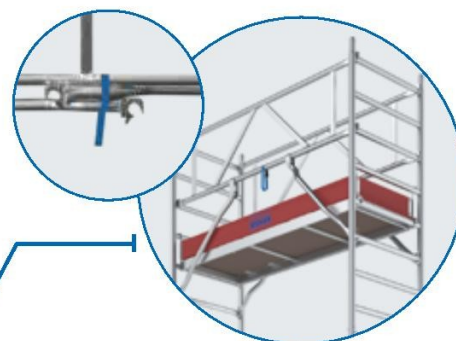
A full railing is always available when you step through a platform.



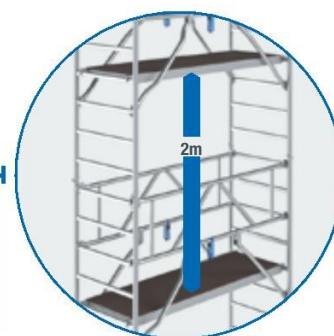
The 6-point fixing system ensures maximum stability at any height.




The innovative shape of the diagonal struts offers one of the widest useful platform sizes available on the market.



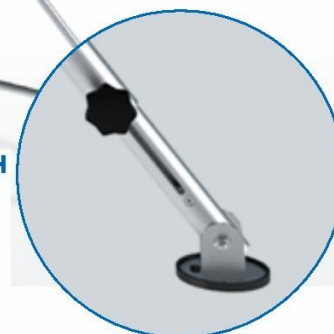
innovative railing frames ensure simple and fast installation, since the diagonal struts are fully integrated and can be attached for compact transport and storage.



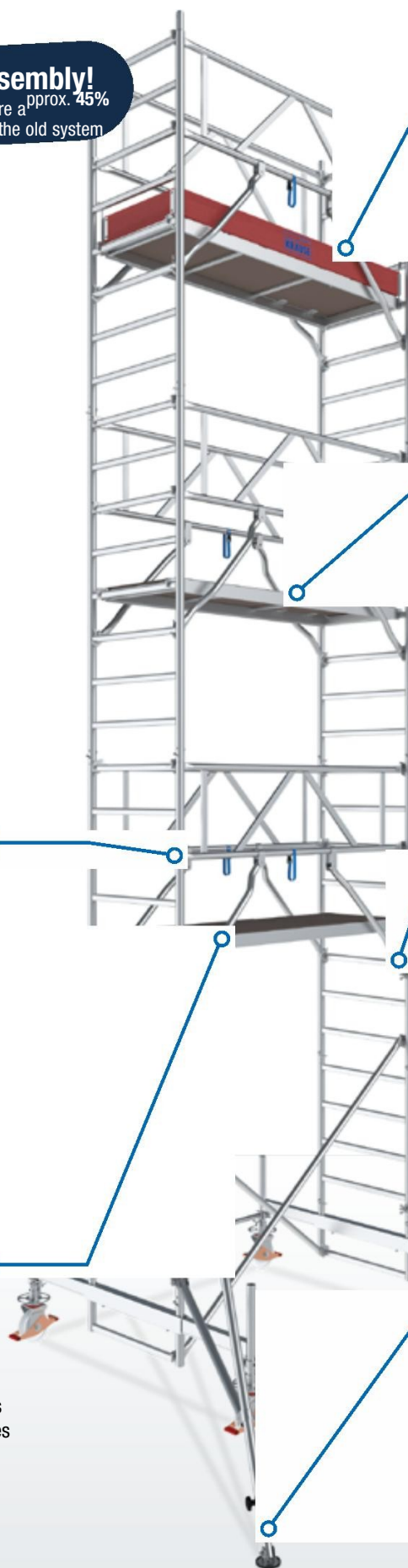
The number of platforms increases with the working height. Therefore, a maximum distance of 2 m is ensured.



The unique self-locking KRAUSE locking system with a positive connection enables easy, fast and safe mounting and dismantling.



Adjustable telescopic swivel feet on the outriggers (230 mm) ensure safe support on any surface and stability at great heights.







**Faster assembly!**

Assembly times are approx. 45% faster than with the old system

## STABILO® Professional Series 10

**The professional aluminium mobile scaffold for fast and quick assembly.**

- + TÜV-approved, suitable for a load of 200 kg/m<sup>2</sup> (scaffold class 3) in accordance with DIN EN 1004-1
- + Working height up to 14.40 m
- + The safe construction is ensured due to the fixation of the rail frame GuardMatic-System before the next higher platform will be assembled. When climbing through the next platform a complete railing and therefore a fall protection is available
- + The integration of the diagonal braces into the GuardMatic-System guarantees an easy and safe assembly. For transport or storage the rail frame GuardMatic-System can be folded space-saving
- + The 6-point fixation of the GuardMatic-System provides a maximum of safety in the height. The unique KRAUSE self-locking system with a form-fit connection enables an easy, quick and safe erection and dismantling
- + The innovative structure of the diagonal braces ensures maximum floor space on the platform and disturbs in no way
- + Maximum platform distance of 2 m for comfortable and safe erection without tools
- + High-strength steel stabilizers for a maximum of stability (starting with a working height of 4.40 m)
- + Height-adjustable castors (Ø 150 mm) with integrated spindle thread enable the use on uneven ground (stepless adjustment range: 220 - 335 mm)
- + Starting with a working height of 7.40 m the easy-to-fit outriggers with stepless telescopic swivel feet (adjustment range up to 230 mm) provide bracing on each ground and stability for large heights
- + Field lengths: 2.00 m and 2.50 m
- + Scaffold field width: 0.75 m



www.krause-systems.com

## Series 10



Working height: 3.00 m  
Platform height: 1.00 m  
Scaffold height: 2.30 m



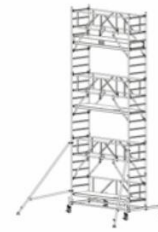
Working height: 4.40 m  
Platform height: 2.40 m  
Scaffold height: 3.50 m



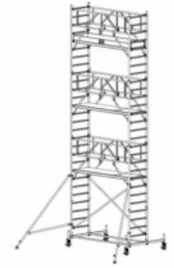
Working height: 5.40 m  
Platform height: 3.40 m  
Scaffold height: 4.50 m



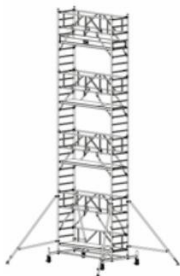
Working height: 6.40 m  
Platform height: 4.40 m  
Scaffold height: 5.50 m



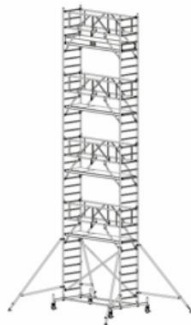
Working height: 7.40 m  
Platform height: 5.40 m  
Scaffold height: 6.50 m



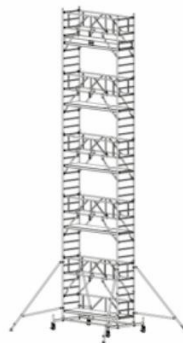
Working height: 8.40 m  
Platform height: 6.40 m  
Scaffold height: 7.50 m



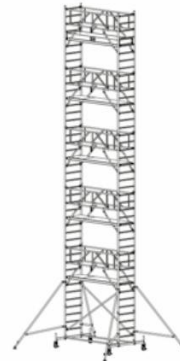
Working height: 9.40 m  
Platform height: 7.40 m  
Scaffold height: 8.50 m



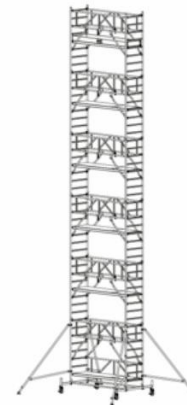
Working height: 10.40 m  
Platform height: 8.40 m  
Scaffold height: 9.50 m



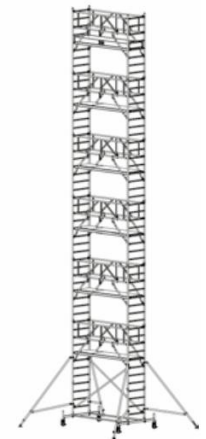
Working height: 11.40 m  
Platform height: 9.40 m  
Scaffold height: 10.50 m



Working height: 12.40 m  
Platform height: 10.40 m  
Scaffold height: 11.50 m



Working height: 13.40 m  
Platform height: 11.40 m  
Scaffold height: 12.50 m



Working height: 14.40 m  
Platform height: 12.40 m  
Scaffold height: 13.50 m

## Field length of scaffold: 2.00 m – Field width of scaffold: 0.75 m

	A up to approx.	m	3.00	4.40	5.40	6.40	7.40	8.40	9.40	10.40	11.40	12.40	13.40	14.40
	B approx.	m	1.00	2.40	3.40	4.40	5.40	6.40	7.40	8.40	9.40	10.40	11.40	12.40
	C approx.	m	2.30	3.50	4.50	5.50	6.50	7.50	8.50	9.50	10.50	11.50	12.50	13.50
Floor area	m	2.10 x 0.85	2.10 x 1.80	2.10 x 1.80	2.10 x 1.80	3.80 x 3.20	3.80 x 3.20	3.80 x 3.80	3.80 x 3.80	3.80 x 3.80	3.80 x 3.80	3.80 x 3.80	3.80 x 3.80	3.80 x 3.80
Weight	kg	50.0	105.0	139.0	146.0	193.0	201.0	248.0	255.0	289.0	296.0	330.0	337.0	337.0
Art.-No.			771018	771025	771032	771049	771056	771063	771070	771087	771094	771100	771117	771124

## Field length of scaffold: 2.50 m – Field width of scaffold: 0.75 m

	A up to approx.	m	3.00	4.40	5.40	6.40	7.40	8.40	9.40	10.40	11.40	12.40	13.40	14.40
	B approx.	m	1.00	2.40	3.40	4.40	5.40	6.40	7.40	8.40	9.40	10.40	11.40	12.40
	C approx.	m	2.30	3.50	4.50	5.50	6.50	7.50	8.50	9.50	10.50	11.50	12.50	13.50
Floor area	m	2.60 x 0.85	2.60 x 1.80	2.60 x 1.80	2.60 x 1.80	4.30 x 3.20	4.30 x 3.20	4.30 x 3.80	4.30 x 3.80	4.30 x 3.80	4.30 x 3.80	4.30 x 3.80	4.30 x 3.80	4.30 x 3.80
Weight	kg	54.0	116.0	153.0	162.0	212.0	221.0	272.0	280.0	318.0	327.0	364.0	373.0	373.0
Art.-No.			772015	772022	772039	772046	772053	772060	772077	772084	772091	772107	772114	772121

Working height m	Field length of scaffold 2.00 m	Field length of scaffold 2.50 m	3.00 m	4.40 m	5.40 m	6.40 m	7.40 m	8.40 m	9.40 m	10.40 m	11.40 m	12.40 m	13.40 m	14.40 m
Platform height m			1.00 m	2.40 m	3.40 m	4.40 m	5.40 m	6.40 m	7.40 m	8.40 m	9.40 m	10.40 m	11.40 m	12.40 m
Scaffold height m			2.30 m	3.50 m	4.50 m	5.50 m	6.50 m	7.50 m	8.50 m	9.50 m	10.50 m	11.50 m	12.50 m	13.50 m
Parts list	Art.-No.	Art.-No.	Quantity	Quantity	Quantity	Quantity	Quantity	Quantity	Quantity	Quantity	Quantity	Quantity	Quantity	Quantity
Vertical frame 2.00	705167	705167	2	2	3	4	5	6	7	8	9	10	11	12
Vertical frame 1.00	705174	705174	0	2	2	2	2	2	2	2	2	2	2	2
Platform with hatch	701213	701220	1	1	2	2	3	3	4	4	5	5	6	6
Railing frame	702517	702500	0	0	1	0	1	0	1	0	1	0	1	0
GuardMatic-System	702579	702586	0	2	4	4	6	6	8	8	10	10	12	12
Diagonal brace	702852	702845	1	2	0	2	0	2	0	2	0	2	0	2
Rail brace	702210	702203	1	0	0	0	0	0	0	0	0	0	0	0
Base brace	912848	912831	0	2	2	2	2	2	2	2	2	2	2	2
Stabiliser	914071	914071	0	2	2	2	2	2	2	2	2	2	2	2
Outrigger	702760	702760	0	0	0	0	2	2	4	4	4	4	4	4
Transversal board	703743	703743	0	2	2	2	2	2	2	2	2	2	2	2
Longitudinal board	703712	703729	0	2	2	2	2	2	2	2	2	2	2	2
Foot plate	914026	914026	4	4	4	4	4	4	4	4	4	4	4	4
Set of castors Ø 150 mm, height-adjustable	914323	914323	1	1	1	1	1	1	1	1	1	1	1	1
Gravity pin	704405	704405	0	8	10	12	14	16	18	20	22	24	26	28

## Accessories

Set of stabilisers 1.2 m	Set of stabilisers 1.5 m	Ballast weight	Set of castors Ø 150 mm, height-adjustable	Castor Ø 150 mm, rubber-coated
Weight 6.9 kg	Weight 8.4 kg	Weight 10.0 kg	Weight 15.2 kg	Weight 3.8 kg
Art.-No. 910059	Art.-No. 910066	Art.-No. 704306	Art.-No. 914323	Art.-No. 714138